

The **final sound** is the **last sound** in a word.

- To isolate the final sound, say the last sound of the word.

Final Sound		
 <p>[nail - CVC]</p>	 <p>[belt - CVCC]</p>	 <p>[tree- CCV]</p>

Not the final sound:

/n/ in nail

/b/ or /l/ in belt

CFU

Which picture has the final sound of /m/? "Picture ____ has the final sound /m/ because _____."

A.



[plum- CCVC]

B.




[milk- CCVC]

Why is /l/ not the final sound in *belt*?



In your own words, what is the final sound? "The final sound is _____."

1. Listen to the word. (teacher says word)
2. Say the word with the teacher.
3. Isolate the final sound. (say) Hint: Say the last sound of the word.



Skill Closure.

1. Listen to the word. (teacher says word)
2. Say the word with the teacher.
3. Isolate the final sound. (say) Hint: Say the last sound of the word.



Concept Closure

Zara can hear the /n/ sound in . She says /n/ is the final sound. Is Zara correct? Yes or No? How do you know?

Summary Closure.

What did you learn today about isolating final sounds?
 (Pair-Share) Use words from the word bank.



Word Bank

isolate



final sound

last sound

1. Listen to the word. (teacher says word)
2. Say the word with the teacher.
3. Isolate the final sound. (say) Hint: Say the last sound of the word.



1. Listen to the word. (teacher says word)
2. Say the word with the teacher.
3. Isolate the final sound. (say) Hint: Say the last sound of the word.



1. Listen to the word. (teacher says word)
2. Say the word with the teacher.
3. Isolate the final sound. (say) Hint: Say the last sound of the word.

1.




2.



3.

12

4.



5.



6.

