



The **front cover** has the **title** of the book.

▶ The **title** is the **name** of the book.

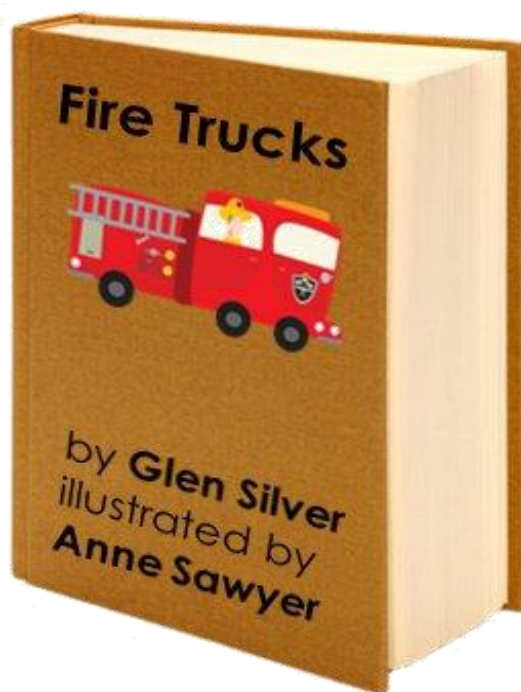



1. Look at front cover of the book carefully.
2. Identify the **title** of the book. (circle)

1




2




The **front cover** has the **author** of the book.

▶ The **author** is the person who writes the book.

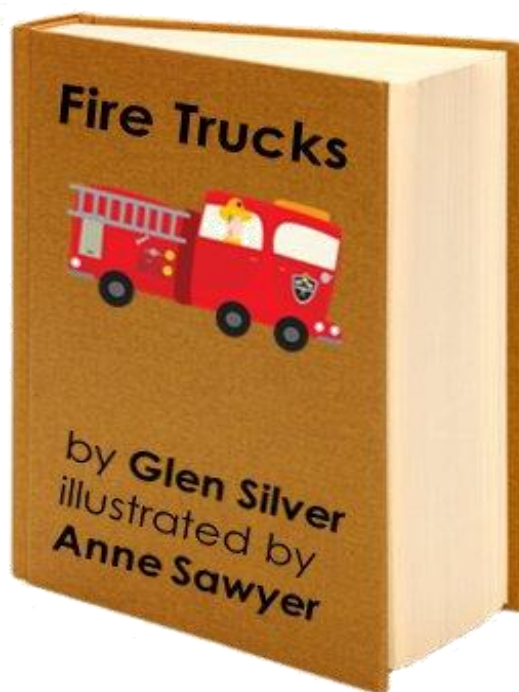



1. Look at front cover of the book carefully.
2. Identify the **author** of the book. (circle)


3



4



The **front cover** has the **title** and the **author** of the book.
The **back cover** may have more information about the book.

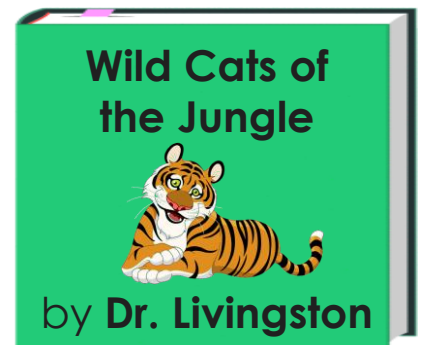



1. Look at front cover of the book carefully.
2. Identify the **title** of the book. (circle)

5



6

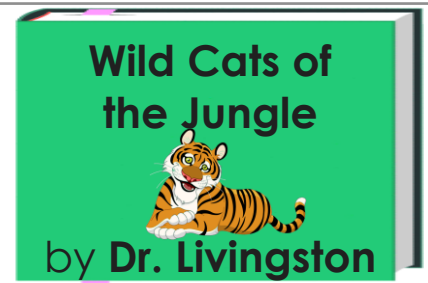



1. Look at front cover of the book carefully.
2. Identify the **back cover** of the book. (circle)

7



8



Skill Closure

1. Look at front cover of the book carefully.
2. Identify the **title** of the book. (circle)

1. Look at front cover of the book carefully.
2. Identify the **author** of the book. (circle)

1.

Fun with Tennis

by Mel Luis

2.

Fun with Tennis

by Mel Luis

Concept Closure

Jess thinks the back of the book has the title. Is she correct? Explain.



Summary Closure

What did you learn today about identifying parts of the book? (Pair-Share) Use words from the word bank.

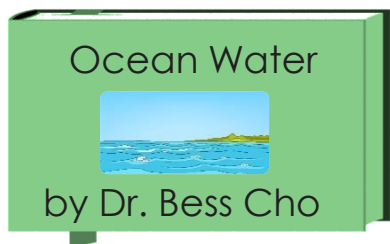

Word Bank

- ▶ title
- ▶ author
- ▶ front cover
- ▶ back cover

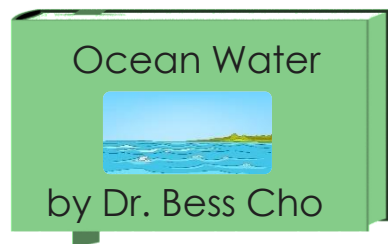

1. Look at front cover of the book carefully.
2. Identify the **title** of the book. (circle)

1. Look at front cover of the book carefully.
2. Identify the **author** of the book. (circle)

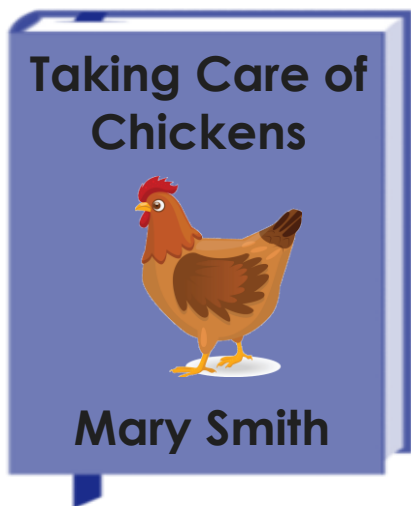
1.



2.



Nikita thinks this is the front of the book. Is he correct? Explain.



Speaking



After listening to your teacher, answer the following questions.

1. Is Derek correct?

2. Why or why not?



Reading



Read the passage. Use what you know about parts of a book and fill in the blanks correctly.

author

title

illustrator

The is the name of the book.

The person who writes is the .

Writing



Write a title on the front cover and more information on the back cover.

