

Multiple-step written instructions are directions with **more than one** step that tell how to **make** or **do something**.

How to Make Punch

1. Gather drink packet, sugar, pitcher, and spoon.



2. Put two quarts of water into the pitcher.



3. Pour one cup of sugar into the pitcher.



4. Add flavored drink packet.



5. Stir ingredients in the pitcher with the spoon.



Enjoy!

CFU

If you are following the steps in order, which step below should you do first?

- A** stir ingredients together **B** pour water into pitcher

In your own words, what are multiple-step written instructions?

1. Read the question.
2. Follow the multiple-step written instructions.
3. Determine the answer to the question. (write)

How to Take Your Dog for a Walk

- Step 1.** Check the weather.
- Step 2.** Choose a destination.
- Step 3.** Put a leash on your dog's collar.
- Step 4.** Keep the dog walking at your side.
- Step 5.** Avoid taking dog off leash to keep it safe.

1 What do you do after you put a leash on the dog?

2 What should you do to help keep the dog safe?

3 What is the first thing you do before you take your dog for a walk?

4 What do you do before you keep your dog walking by your side?

Skill Closure

1. Read the question.
2. Follow the multiple-step written instructions.
3. Determine the answer to the question. (write)

How to Make Gelatin

1. Boil one cup of water and pour into the mixing bowl.
2. Pour gelatin packet into the mixing bowl.
3. Whisk until dissolved.
4. Pour one cup of cold water.
5. Place the container into refrigerator.

1 What do you do before you whisk the gelatin?

- A** Place in refrigerator **B** Pour mix into bowl **C** Pour mix into empty bowl

2 What is the last thing you do to make gelatin?

- A** Place in refrigerator **B** Pour mix into container **C** Pour mix into empty container

Concept Closure

Write multiple-step instructions from How to Make Gelatin.

1 Rewrite step #1 to make three gelatin packets.

2 Rewrite step #2 to make three gelatin flavors.

3 Write a step number six to add something to the gelatin.

Summary Closure

What did you learn today about following multiple-step written instructions?

Word Bank

multiple-step
written
instructions
follow
order

Read the instructions. Answer the questions. (Write)

How to Turn on a Computer

First, check to see that the computer is plugged into the wall.

Next, press the power button on the computer.

Then, type your password in the Password box, then press the **Enter** key on the keyboard.

Finally, wait a few moments until the desktop appears on the screen. You are ready to use the computer.

1 What do you do after you check to see if the computer is plugged in?

2 What must you see on the screen before you can use the computer?




3 What key do you press after you enter your password?

4 What will appear on the screen after you enter your password?



Listening

Listen to the instructions read aloud. Look at the pictures. Write the number of the steps of the instructions in order.



Read the instructions. Answer the questions. (Write)

How to Frost a Cupcake

1. Wait until the baked cupcake is cool.
2. Hold the bottom of the cupcake in one hand. Note: This will keep your hands from getting messy.
3. Place a spoonful of frosting on top of the cupcake.
4. Use a knife to spread the frosting evenly around the top of the cupcake

1 What do you do after the cupcake cools?

2 Why is it important to hold the cupcake from the bottom?

**Reading**

Read the steps in order. Read the instructions. Re-read the instructions in order on next slide.

How to Make a Tin Can Phone

1. Get a long piece of string and two empty, clean tin cans.
2. Poke a hole at the bottom of each can.
3. Push the string through the bottom of the can and tie a large knot in it.
4. Repeat step 3 with the other can.
5. Get a partner.
6. Pull the string tightly between you and your partner, speak into the open end of a can while your partner listens.

**Speaking**

Recite the steps in order. Read the instructions aloud. Re-read the instructions in order.

1

2

3

4

5

6



Writing

Read the instructions. Answer the questions. (Write)

How to Make Snow Cones

1. To make the syrup, mix an envelope of drink mix, a cup of sugar and $\frac{1}{2}$ cup of cold water.
2. Stir the sugar and drink mix until they are dissolved in the water.
3. Put 3 cups of ice into a blender.
4. Turn the blender on to its highest speed and run the blender until the ice is crushed.
5. Spoon the crushed ice into cups.
6. Pour the syrup over the crushed ice.

1 During what step do you need to measure ingredients?

2 How long do you run the blender for?

Write multiple-step instructions. Use the pictures to write instructions.

